



SANREMO
COFFEE MACHINES

made in italy

— General Catalogue 2018 —

INSPIRE. BE BRAVE

A broad vision. A horizon defined by a high and ambitious goal, to be contemplated and then achieved, to be admired and eventually conquered.

Be inspired, take a deep breath. And then go: start your adventure.

Because courage is not the absence of fear, but the ability to dominate it.



SANREMO
COFFEEMACHINES

made in italy

SANREMO, MORE THAN A COMPANY

**A benchmark for innovation
and excellent espresso coffee
machines production Made in Italy;
an inspirational brand for coffee
lovers who celebrate the art
of coffee extraction.**

This is Sanremo: a fusion between a strong productive tradition and sparkling dreams. A winning bond which

leads the company year by year to be recognized at worldwide level as point of reference for the production of one of the best coffee machines. A unique production dpt., where manufacturing is made of the best technologies, materials, workmanship and best inspirations. An international research & development team, trained by professionals in the coffee industry united by the same fighting spirit which Sanremo machines express.

Coffee Machines



Verona

SED TECHNOLOGY **SED VERSION**
Guarantees an electronic dosing system through the button panel

SAP TECHNOLOGY **SAP VERSION**
Allows the semi-automatic programming of doses

124 C° 10:00
 SANREMO

TIME AND TEMPERATURE DISPLAY
only mod. SED



POWER DRY STEAM
Silky milk at high capacity



GROUP SR 61
Optimized to maintain the ideal coffee extraction temperature

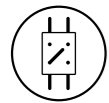
Characteristics



MANUAL BOILER LOAD
 Allows to bypass the electronic-level control.



ELECTRONIC AUTO-LEVEL
 Through an electronic level probe the boiler is automatically filled and maintained to the right filling level.



STATIC RELAY BOILER TEMPERATURE
 Allows to regulate the temperature as accurately as possible.



GLASS LEVEL
 Allows to monitor the water level in the boiler.



ACTIVATED ELECTRONIC PRE-INFUSION
 Management of the delayed activation of water solenoid in the first phase of brewing.



MULTIFUNCTION DISPLAY
 Allows to monitor the right functioning of the machine and to program the main functions.



DOUBLE READING GAUGE
 Allows to control at the same time the boiler pressure and the distribution pressure.



Verona
 Link to the website



GROUP SR 61
 Chromed brass grouphead with thermosiphonic circulation system optimized to maintain the ideal coffee extraction temperature.



EASY SERVICE
 Fast access to the internal parts for quick and easy technical service.



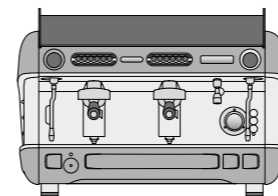
AUTOMATIC CLEANING CYCLE
 Process for coffee groups cleaning.

Colors

	Red	RAL 3002		Silver	RAL 9006
	Matte black	RAL 9005		Pearl white	RAL 1013
	Black	RAL 9005		White	RAL 9003

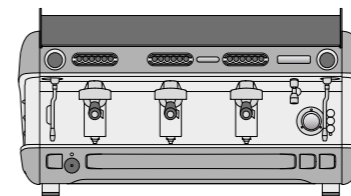


Versions



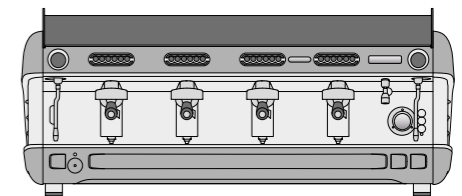
32.28 inches / 820 mm

2 group SED/SAP
 2 steam taps
 1 water tap
 1 one-cup portafilters
 2 two-cup portafilters



41.34 inches / 1050 mm

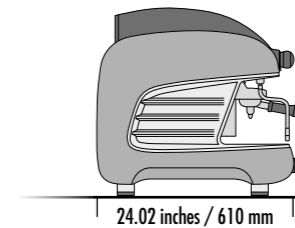
3 group SED/SAP
 2 steam taps
 1 water tap
 1 one-cup portafilters
 3 two-cup portafilters



51.97 inches / 1320 mm

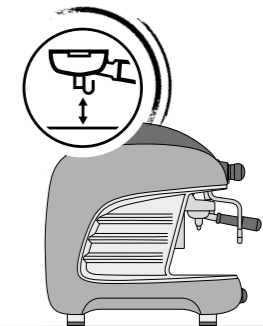
4 group SED/SAP
 2 steam taps
 1 water tap
 1 one-cup portafilters
 4 two-cup portafilters

23.23 inches
 590 mm



24.02 inches / 610 mm

3.07 inches
 78 mm



5.51 inches
 140 mm

25.67 inches
 652 mm

TALL VERSION

Optional



AUTOSTEAM
 Steam wand characterized by an electronic system that allows to mount and/or heat milk at the set temperature.



COMPETITION FILTERS
 Exclusive Sanremo design, with shape and volume designed to capture the best coffee aromas and fragrances.



EXTERNAL VOLUMETRIC PUMP



MIXED INFUSION HOT WATER FOR TEA AND HERBAL TEAS
 Immediate mixing of cold / hot water for a better chemical and organoleptic quality.

Technical data

		2 group	3 group	4 group
voltage	V	220-240 1N / 380-415 3N		
power input	kW	3.15 - 3.35	5.8 - 6.05	5.8 - 6.05
steam boiler capacity	US gal / lt	3.17 / 12	5.02 / 19	5.97 / 22.6
steam boiler power	kW	2.95	5.6	5.6
pump power	kW	0.15	0.15	0.15
net weight	lb / kg	150 / 68	187 / 85	240 / 109



CUP WARMER
 Dedicated resistor to keep all the cups at the optimal temperature.



NAKED PORTAFILTERS



BLUETOOTH COMMUNICATION SYSTEM



